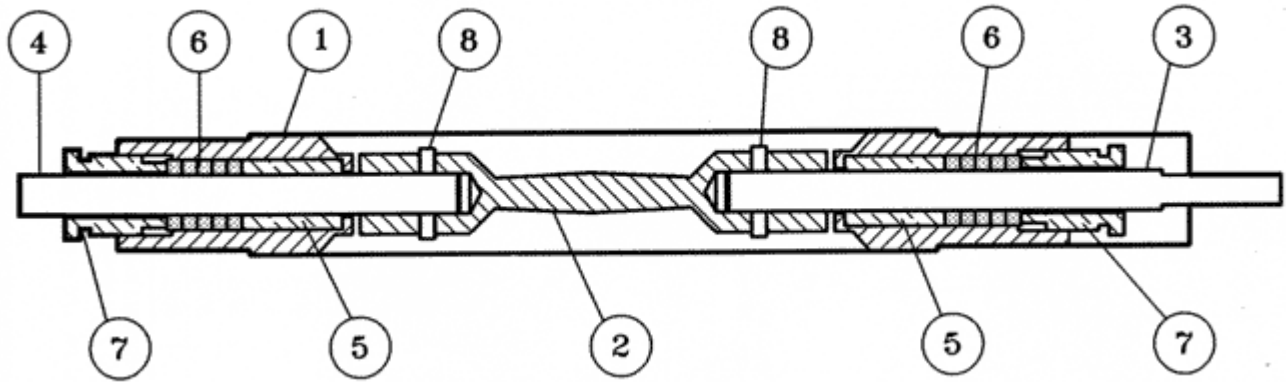


**PDC Excel Series 40  
Butterfly Valve  
2" thru 60" for High  
Temperature & Dirty Service  
125/150 lb. Flanging**

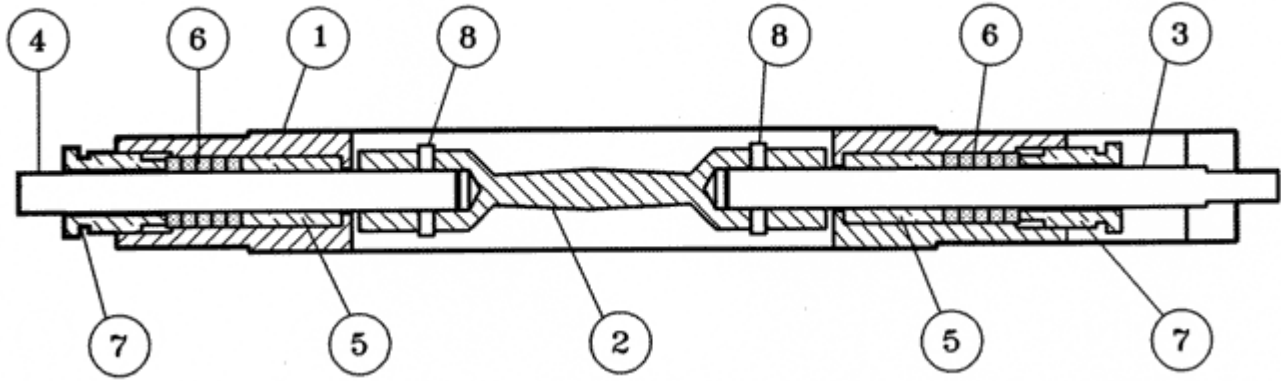


**Excel Series 40  
2" Through 14" Valve size**



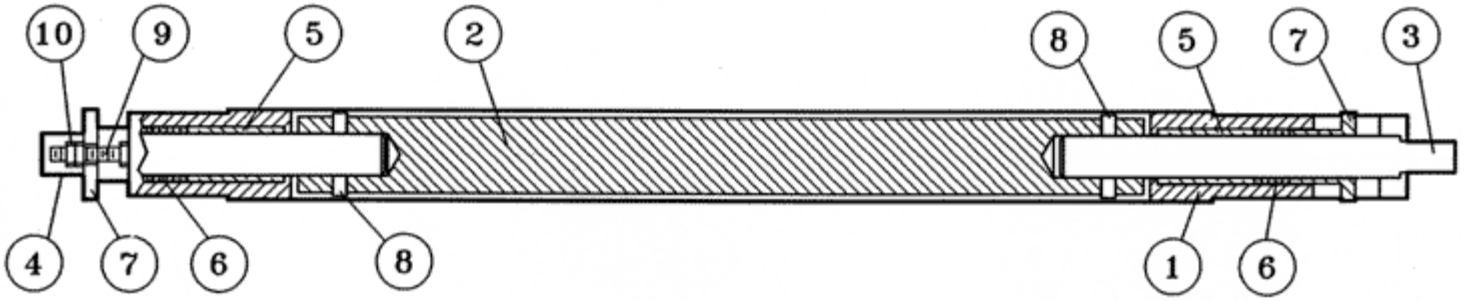
Item	Descripton	Qty.
1	Body	1
2	Disc	1
3	Power Shaft	1
4	Idle Shaft	1
5	Bushing	2
6	Braided Packing	10
7	Adjustable Packing Nut	2
8	Shaft Retaining Pin	2

**Excel Series 40**  
**16" Through 24" Valve size**



Item	Descripton	Qty.
1	Body	1
2	Disc	1
3	Power Shaft	1
4	Idle Shaft	1
5	Bushing	2
6	Braided Packing	10
7	Adjustable Packing Nut	2
8	Shaft Retaining Pin	2

**Excel Series 40**  
**26" Through 60" Valve size**



Item	Descripton	Qty.
1	Body	1
2	Disc	1
3	Power Shaft	1
4	Idle Shaft	1
5	Bushing	2
6	Braided Packing	10
7	Adjustable Packing follower	2
8	Shaft Retaining Pin	2
9	Threaded Stud	4
10	Hexed Jam Nut	12